



Washington County, TX

# My Treasurers Report

## Summary

Date Range: 07/01/2024 - 07/31/2024

Fund	Beginning Cash Balance	Revenues	Expenses	Net Change Assets	Net Change Liabilities	Calculated Ending Balance	Actual Ending Balance	Calculated - Actual Ending
010 - GENERAL FUND	1,113,894.45	775,241.92	2,757,682.13	0.00	-472.88	-868,072.88	1,072,032.38	-1,940,105.26
015 - ENGINEERING & DEVELOPMENT SERVICES	2,402,816.39	90,628.62	585,058.74	0.00	349.14	1,908,037.13	1,893,975.60	14,061.53
020 - SB 22	0.00	0.00	0.00	0.00	0.00	0.00	0.00	0.00
021 - HIGHWAY 290/36	31,769.09	2,786.43	0.00	0.00	0.00	34,555.52	31,839.47	2,716.05
022 - OPIOID SETTLEMENT	0.00	70.72	0.00	0.00	0.00	70.72	0.00	70.72
023 - JP TECHNOLOGY	29,620.62	860.62	0.00	0.00	0.00	30,481.24	30,012.97	468.27
024 - DISTRICT ATTORNEY LEASE FUNDS	6,478.36	14.35	0.00	0.00	0.00	6,492.71	6,492.71	0.00
025 - DISTRICT ATTORNEY	54,467.50	107,938.28	184,787.84	0.00	-56.24	-22,325.82	-22,325.82	0.00
026 - DISTRICT ATTORNEY - HOT CHECK	410.65	76.06	0.00	0.00	0.00	486.71	486.71	0.00
029 - EMS	-2,403,401.77	615,870.32	920,716.87	0.00	-3,732.97	-2,704,515.35	-2,704,515.35	0.00
030 - AMBULANCE SERVICE SUPPLEMENT PAYMENT	7,446.72	-99,888.31	61,070.84	-209,007.13	0.00	55,494.70	55,494.70	0.00
031 - AMERICAN RESCUE PLAN ACT	199,850.29	15,419.80	305,325.00	0.00	0.00	-90,054.91	894,291.63	-984,346.54
032 - CORONAVIRUS RELIEF FUND	-73,390.83	-178.76	0.00	0.00	0.00	-73,569.59	-73,569.59	0.00
033 - SILVER GRAYON PROJECT	0.00	0.00	0.00	0.00	0.00	0.00	0.00	0.00
034 - AVIATION CAPITAL IMPROVEMENT FUND	0.00	0.00	0.00	0.00	0.00	0.00	0.00	0.00
035 - EMS DONATION	105,436.44	5,008.35	15,926.75	0.00	0.00	94,518.04	93,815.61	702.43
036 - CRIMINAL JUSTICE	62,652.20	16,177.17	85,556.21	0.00	0.00	-6,726.84	-6,726.84	0.00
037 - RURAL ADDRESSING	53,432.14	703.74	0.00	0.00	0.00	54,135.88	53,550.51	585.37
038 - NARCOTIC	0.00	0.00	0.00	0.00	0.00	0.00	0.00	0.00
039 - LAW LIBRARY	65,275.29	738.54	1,077.00	0.00	0.00	64,936.83	64,936.83	0.00
040 - CHECK AND PROCESS	24,035.88	0.00	0.00	0.00	0.00	24,035.88	24,035.88	0.00
041 - SHERIFF ESCROW	25,857.04	57.28	0.00	0.00	0.00	25,914.32	25,914.32	0.00
042 - CHILD FOSTER CARE	42,488.40	662.46	68.46	0.00	0.00	43,082.40	42,614.13	468.27
044 - SNACK ACCOUNT	6,965.19	15.43	0.00	0.00	0.00	6,980.62	6,980.62	0.00
045 - SCHOOL LAND DAMAGE	6,438.86	154.74	0.00	0.00	0.00	6,593.60	6,453.12	140.48
046 - PERMANENT SCHOOL / AVAILABILITY	103,858.74	115,429.19	9,655.00	0.00	0.00	209,632.93	203,409.61	6,223.32
048 - SCHOOL LAND IMPROVEMENT	99,243.10	2,210.03	0.00	0.00	0.00	101,453.13	99,462.95	1,990.18
049 - DISTRICT ATTORNEY FORFEITURE ACCOUNT	86,363.59	191.12	0.00	0.00	0.00	86,554.71	86,554.71	0.00
050 - SHERIFF FORFEITURE ACCOUNT	5,202.90	11.51	0.00	0.00	0.00	5,214.41	5,214.41	0.00
051 - FORFEITURE OF ASSETS ACCOUNT	0.00	0.00	0.00	0.00	0.00	0.00	0.00	0.00
052 - RECORD MANAGEMENT PRESERVATION	134,375.69	8,883.90	0.00	0.00	0.00	143,259.59	141,854.74	1,404.85
053 - OPEB FUNDING	25,045.25	1,109.10	0.00	0.00	0.00	26,154.35	25,100.73	1,053.62
054 - DISTRICT CLERK - RMP	74,716.42	165.52	0.00	0.00	0.00	74,881.94	74,881.94	0.00
055 - COUNTY AND DISTRICT CLERK TECH FUND	26,659.17	157.87	0.00	0.00	0.00	26,817.04	26,817.04	0.00
056 - RECORD PRESERVATION	3,031.17	1,209.49	0.00	0.00	0.00	4,240.66	3,655.29	585.37
057 - SEIZURE ACCOUNT	0.00	0.00	0.00	0.00	0.00	0.00	0.00	0.00
058 - CELLULAR PHONE ACCOUNT	0.00	0.00	0.00	0.00	0.00	0.00	0.00	0.00

Fund	Beginning Cash Balance	Revenues	Expenses	Net Change Assets	Net Change Liabilities	Calculated Ending Balance	Actual Ending Balance	Calculated - Actual Ending
059 - ARCHIVE FEE COUNTY CLERK	71,846.24	7,302.18	0.00	0.00	0.00	79,148.42	78,680.15	468.27
060 - PERSONNEL / EMPLOYEE TESTING	22,091.48	48.71	102.00	0.00	0.00	22,038.19	22,038.19	0.00
061 - CONSTABLE PRECINCT 1 TRAINING FUND	3,143.76	6.96	0.00	0.00	0.00	3,150.72	3,150.72	0.00
062 - CONSTABLE PRECINCT 2 TRAINING FUND	3,920.05	8.68	0.00	0.00	0.00	3,928.73	3,928.73	0.00
063 - CONSTABLE PRECINCT 3 TRAINING FUND	3,594.23	7.95	0.00	0.00	0.00	3,602.18	3,602.18	0.00
064 - CONSTABLE PRECINCT 4 TRAINING FUND	8,499.57	18.81	0.00	0.00	0.00	8,518.38	8,518.38	0.00
065 - COMMUNITY SERVICE RESTITUTION	61,447.38	135.98	0.00	0.00	0.00	61,583.36	61,583.36	0.00
066 - PECAN GLEN ROAD DISTRICT DEBT SERVICE	80,408.39	243.84	75.99	0.00	0.00	80,576.24	80,576.24	0.00
067 - INTEREST AND SINKING FUND	65,537.19	12,584.56	0.00	0.00	0.00	78,121.75	68,811.87	9,309.88
068 - PECAN GLEN ROAD DISTRICT PROJECT ACCOUNT	16,438.09	2.09	0.00	0.00	0.00	16,440.18	16,440.18	0.00
069 - COURTHOUSE RESTORATION FUND	0.00	0.00	0.00	0.00	0.00	0.00	0.00	0.00
070 - COURTHOUSE SECURITY	115,621.29	1,926.66	0.00	0.00	0.00	117,547.95	116,845.52	702.43
071 - DISTRICT COURT ARCHIVE FUND	29,040.56	64.33	0.00	0.00	0.00	29,104.89	29,104.89	0.00
072 - UNCLAIMED AND ABANDONED PROPERTY	27,856.03	113.29	0.00	0.00	0.00	27,969.32	27,969.32	0.00
073 - HOMELAND SECURITY	594.32	1.32	0.00	0.00	0.00	595.64	595.64	0.00
074 - WC-TX COMMUNITY DEVELOPMENT PROGRAM	645.45	1.43	0.00	0.00	0.00	646.88	646.88	0.00
075 - ENGINEERING AND DEVELOPMENT CLEARING	7,814.65	28.68	0.00	0.00	0.00	7,843.33	22,456.82	-14,613.49
076 - TOBACCO SETTLEMENT	66,382.81	1,555.94	0.00	-78,378.87	0.00	146,317.62	144,908.74	1,408.88
077 - JUSTICE OF THE PEACE 4 PAYABLE	6,062.68	0.00	0.00	0.00	-722.45	6,785.13	6,785.13	0.00
078 - SHERIFF EQUIPMENT	0.00	0.00	0.00	0.00	0.00	0.00	0.00	0.00
079 - EXPO	0.00	40.11	0.00	0.00	-6,626.83	6,666.94	0.00	6,666.94
080 - CLERK ELECTIONS ACCOUNT	37,102.70	79.64	1,153.54	0.00	0.00	36,028.80	36,028.80	0.00
081 - HAVA GRANT EQUIPMENT ACCOUNT	2,625.00	0.00	0.00	0.00	0.00	2,625.00	2,625.00	0.00
082 - JUSTICE OF THE PEACE 3 PAYABLE	7,098.12	0.00	0.00	0.00	-3,959.22	11,057.34	11,057.34	0.00
083 - JUSTICE OF THE PEACE 2 PAYABLE	3,330.26	0.00	0.00	0.00	-10,041.91	13,372.17	13,372.17	0.00
084 - JUSTICE OF THE PEACE 1 PAYABLE	11,658.32	0.00	0.00	0.00	-2,159.53	13,817.85	13,817.85	0.00
085 - BRAZOS VALLEY HOME CONSORTIUM	0.00	0.00	0.00	0.00	0.00	0.00	0.00	0.00
086 - 2008 HEALTH PILOT GRANT	29,826.49	66.07	0.00	0.00	0.00	29,892.56	29,892.56	0.00
087 - TDRA	0.00	0.00	0.00	0.00	0.00	0.00	0.00	0.00
088 - BALL BOND ACCOUNT	8,078.73	17.90	0.00	0.00	0.00	8,096.63	8,096.63	0.00
089 - SHERIFF GRANT FUND	0.00	0.00	0.00	0.00	0.00	0.00	0.00	0.00
090 - BPA/DA SEIZURE ACCOUNT	94,021.65	3,792.66	0.00	0.00	0.00	97,814.31	97,814.31	0.00
091 - SO TRAINING FUND	14,704.31	32.57	0.00	0.00	0.00	14,736.88	14,736.88	0.00
092 - SO DONATION FUND	79,015.93	1,175.48	803.71	0.00	0.00	79,387.70	79,387.70	0.00
093 - HOTEL / MOTEL TAX	163,627.91	34,847.19	0.00	0.00	0.00	198,475.10	196,367.79	2,107.31
094 - HEALTHY COUNTY REWARDS	3,587.29	7.95	0.00	0.00	0.00	3,595.24	3,595.24	0.00
095 - ENVIRONMENTAL CLEARING	0.00	0.00	0.00	0.00	0.00	0.00	0.00	0.00
096 - CO. ATTY. PRETRIAL DIVERSION	21,493.90	1,049.83	0.00	0.00	0.00	22,543.73	22,543.73	0.00
097 - GENERAL FIXED ASSETS	0.00	0.00	0.00	0.00	0.00	0.00	0.00	0.00
098 - PAYROLL CLEARING FUND	42,118.51	847,335.20	0.00	0.00	-4,874.87	894,328.58	891,735.93	2,592.65
099 - POOLED CASH	0.00	0.00	0.00	0.00	124,860.49	-124,860.49	0.00	-124,860.49
<b>Report Total:</b>	<b>3,430,272.23</b>	<b>2,574,221.50</b>	<b>4,929,060.08</b>	<b>-287,386.00</b>	<b>92,562.73</b>	<b>1,270,256.92</b>	<b>4,280,455.88</b>	<b>-3,010,198.96</b>



Washington County, TX

# My Treasurers Report

## Summary

Date Range: 07/01/2024 - 07/31/2024

Fund	Beginning Cash Balance	Revenues	Expenses	Net Change Assets	Net Change Liabilities	Calculated Ending Balance	Actual Ending Balance	Calculated - Actual Ending
010 - GENERAL FUND	26,353,973.09	775,241.92	2,757,682.13	-1,944,203.72	-1,944,203.72	28,259,940.32	24,409,769.37	3,850,170.95
015 - ENGINEERING & DEVELOPMENT SERVICES	3,113,685.96	90,628.62	585,058.74	14,061.53	14,061.53	2,591,132.78	3,127,747.49	-536,614.71
021 - HIGHWAY 290/36	601,893.20	2,766.43	0.00	2,716.05	2,716.05	599,247.53	604,609.25	-5,361.72
023 - JP TECHNOLOGY	103,774.72	860.62	0.00	468.27	468.27	103,696.80	104,242.99	-544.19
030 - AMBULANCE SERVICE SUPPLEMENT PAYMENT	200,000.00	-90,881.18	61,070.84	-200,000.00	-200,000.00	448,047.98	0.00	448,047.98
031 - AMERICAN RESCUE PLAN ACT	3,692,480.83	15,419.80	305,325.00	-984,346.54	-984,346.54	5,371,268.71	2,708,134.29	2,663,134.42
032 - CORONAVIRUS RELIEF FUND	0.00	-178.76	0.00	0.00	0.00	-178.76	0.00	-178.76
035 - EMS DONATION	155,662.00	5,008.35	15,926.75	702.43	702.43	143,338.74	156,364.43	-13,025.69
037 - RURAL ADDRESSING	129,718.41	703.74	0.00	585.37	585.37	129,251.41	130,303.78	-1,052.37
042 - CHILD FOSTER CARE	103,774.72	662.46	68.46	468.27	468.27	103,432.18	104,242.99	-810.81
045 - SCHOOL LAND DAMAGE	31,132.41	154.74	0.00	140.48	140.48	31,006.19	31,272.89	-266.70
046 - PERMANENT SCHOOL / AVAILABILITY	1,379,124.04	115,429.19	9,655.00	6,223.32	6,223.32	1,472,451.59	1,385,347.36	87,104.23
048 - SCHOOL LAND IMPROVEMENT	441,042.41	2,210.03	0.00	1,990.18	1,990.18	439,272.08	443,032.59	-3,760.51
052 - RECORD MANAGEMENT PRESERVATION	311,324.03	8,883.90	0.00	1,404.85	1,404.85	317,398.23	312,728.88	4,669.35
053 - OPER FUNDING	233,493.09	1,109.10	0.00	1,053.62	1,053.62	232,494.95	234,546.71	-2,051.76
056 - RECORD PRESERVATION	129,718.41	1,209.49	0.00	585.37	585.37	129,757.16	130,303.78	-546.62
059 - ARCHIVE FEE COUNTY CLERK	103,774.72	7,302.18	0.00	468.27	468.27	110,140.36	104,242.99	5,897.37
067 - INTEREST AND SINKING FUND	2,063,123.63	12,584.56	0.00	9,309.88	9,309.88	2,057,088.43	2,072,433.51	-15,345.08
070 - COURTHOUSE SECURITY	155,662.00	1,926.66	0.00	702.43	702.43	156,183.80	156,364.43	-180.63
076 - TOBACCO SETTLEMENT	387,215.29	4,934.81	0.00	-73,591.12	-73,591.12	539,332.34	313,624.17	225,708.17
093 - HOTEL / MOTEL TAX	466,986.07	34,847.19	0.00	2,107.31	2,107.31	497,618.64	469,093.38	28,525.26
<b>Report Total:</b>	<b>40,157,559.03</b>	<b>990,843.85</b>	<b>3,734,786.92</b>	<b>-3,159,153.75</b>	<b>-3,159,153.75</b>	<b>43,731,923.46</b>	<b>36,998,405.28</b>	<b>6,733,518.18</b>

WASHINGTON COUNTY INVESTMENT REPORT 2024  
JULY 2024

#	Purchase Mo	FUND	PMT Term	TERM	Mat Date	DEP	W/O's	Dates	Mo Int	BALANCE	CUSIP	%	YTD INT
1	Bob	TASP		12 months	7/22/2024		\$209,007.13		\$9,007.13	\$0.00		4.40%	\$9,007.13
2	Bob	TOBACCO SETTLEMENT		12 months	7/26/2024		\$78,378.87		\$3,378.87	\$0.00		4.40%	\$3,378.87
3	Tx Class	GEN'L 5.260%					\$2,000,000.00	7/18/2024	\$55,796.28	\$11,410,769.37		5.25%	\$524,644.67
4	Tx Pool	ARPA 5.3142%					\$1,000,000.00	7/25/2024	\$15,653.46	\$2,708,134.29		5.32%	\$144,811.80
		EDS 5.3142%							\$14,061.53	\$9,127,747.49		5.32%	\$95,418.32
5	Tx Star	HWY 290/36							\$2,716.05	\$604,609.25		5.31%	\$18,402.50
		JP TECH							\$468.27	\$104,242.99		5.31%	\$3,172.85
		CARES							\$0.00	\$0.00		5.30%	\$1,326.48
		EMS DONATIONS							\$702.43	\$156,364.43		5.31%	\$4,759.25
		RURAL ADDR							\$585.37	\$130,303.78		5.31%	\$3,966.11
		CHILD FOSTER							\$468.27	\$104,242.99		5.31%	\$3,172.85
		SCHOOL DAMAGE							\$140.48	\$31,272.89		5.31%	\$951.84
		PERM SCHOOL							\$6,223.32	\$1,385,347.36		5.31%	\$42,165.81
		SCHOOL DAMAGE							\$1,990.18	\$443,032.59		5.31%	\$13,484.56
		RECORD MGMT							\$1,404.85	\$312,728.88		5.31%	\$9,518.50
		OPER FUNDS							\$1,053.62	\$234,546.71		5.31%	\$7,138.89
		RECORD PRES							\$585.37	\$130,303.78		5.31%	\$3,966.11
		CO CLK ARCHIVE							\$468.27	\$104,242.99		5.31%	\$3,172.85
		INT & SINKING							\$9,309.88	\$2,072,483.51		5.31%	\$63,637.52
		COURTHOUSE SEC							\$702.43	\$156,364.43		5.31%	\$4,759.25
		TOBACCO SETTLEMENT							\$1,408.88	\$313,624.17		5.31%	\$9,878.73
		HOTEL MOTEL							\$2,107.31	\$469,093.38		5.31%	\$14,277.82

WASHINGTON COUNTY INVESTMENT REPORT 2024

JULY 2024

#	Purchase Mo	FUND	PMT Term	TERM	Mat Date	DEP	W/D's	Dates	Mo Int	BALANCE	CUSIP	%	YTD INT
6	January	SAFRA NATL BK NEW	Maturity	12 Months	01/10/2025	\$249,000				\$249,000	78658RNC1	4.60%	
	January	ATLANTIC UN BK	Maturity	12 Months	01/10/2025	\$249,000				\$249,000	04911LAG6	4.60%	
	February	WHEATON BANK & TRUST	Maturity	6 Months	8/20/2024	\$209,000				\$209,000	962721BF2	5.10%	
	February	BARRINGTON B&TC NA	Maturity	6 Months	8/20/2024	\$200,000				\$200,000	068513BR0	5.10%	
	February	BANK OF AMERICA NA	Maturity	6 Months	8/22/2024	\$243,000				\$243,000	06051XAL6	5.00%	
	January	AMERICAN FIRST CR UN	Monthly	12 Months	01/16/2025	\$249,000			\$1,002.82	\$249,000	02616ACH0	4.90%	\$5,114.39
	January	PROSPECT BK PARIS	Monthly	12 Months	01/16/2025	\$249,000			\$972.12	\$249,000	74349KDD1	4.75%	\$4,957.83
	January	COMMUNITYWIDE FCU	Monthly	12 Months	01/17/2025	\$249,000			\$1,023.29	\$249,000	20446TBE1	5.00%	\$4,638.91
	February	TRUSTONE FINANCIAL	Monthly	12 Months	2/27/2025	\$248,000			\$1,019.18	\$248,000	89841MBD8	5.00%	\$4,144.66
	January	SOUTHERN STRS BK	Monthly	15 Months	04/14/2025	\$226,000			\$826.60	\$226,000	843879E26	4.45%	\$4,215.68
	February	STELLAR BANK	Monthly	15 Months	5/21/2025						85855TCB7	4.85%	\$584.66
	January	BROOKLINE BK MASS	Monthly	18 months	07/14/2025	\$249,000			\$920.96	\$249,000	11373QLH9	4.50%	\$4,696.90
	January	INVESTAR BK NATL	Monthly	18 months	07/17/2025	\$203,000			\$734.14	\$203,000	46091MAY0	4.40%	\$3,744.11
	January	1ST FINL BK USA	Monthly	18 months	07/18/2025	\$249,000			\$890.26	\$249,000	32022RWK9	4.35%	\$4,540.34
	January	HEARTLAND BK	Monthly	18 months	07/18/2025	\$249,000			\$890.26	\$249,000	42236XAX3	4.35%	\$4,540.34
	January	FARMERS & MERCHANTS	Monthly	18 months	07/18/2025	\$249,000			\$890.26	\$249,000	30781LLG5	4.35%	\$4,540.34
	January	FIRST BK OHIO TIFFIN	Monthly	18 months	07/29/2025	\$200,000			\$1,453.97	\$200,000	31926AAR8	4.35%	\$3,599.17
	February	STELLAR BANK	Monthly	18 Months	8/21/2025	\$200,000			\$789.04	\$200,000	85855TBW1	4.80%	\$3,208.76
	February	BORDER BANK	Monthly	19 Months	9/23/2025	\$200,000			\$764.38	\$200,000	09966TAU2	4.65%	\$3,108.58
	January	SOUTHERN FIRST BK N	Monthly	20 Months	09/23/2025	\$249,000			\$900.49	\$249,000	84287PIG8	4.40%	\$4,592.51
	January	PEOPLES BK CO	Monthly	24 months	01/12/2026	\$244,000			\$862.36	\$244,000	710275AG3	4.30%	\$5,231.63
	January	OREGON CINTY CR UN	Monthly	24 months	01/12/2026	\$249,000			\$941.42	\$249,000	68584AL3	4.60%	\$3,828.46
	January	AMERICAN COML BK &	Monthly	24 months	01/16/2026	\$249,000			\$839.10	\$249,000	02519ACR2	4.10%	\$5,090.54
	January	EXCHANGE BK KEARNEY	Monthly	24 months	01/20/2026	\$249,000			\$818.63	\$249,000	301074HC6	4.00%	\$4,175.02
	January	EH NATL BK BEVERLY	Monthly	27 Months	04/30/2026	\$249,000			\$1,768.58	\$249,000	201487AF2	4.25%	\$5,334.74
	January	COMMERCIAL BK ST	Monthly	30 months	07/31/2026	\$140,000			\$477.53	\$140,000	85642NAC8	4.15%	\$1,941.96
	January	STATE BK OF TOLEDO	Monthly	30 months	07/31/2026	\$140,000			\$494.79	\$140,000	29367SKT0	4.30%	\$2,506.95
	January	ENTERPRISE BK & TR	Monthly	30 months	01/26/2027	\$249,000			\$828.86	\$249,000	679585CG2	4.05%	\$4,227.19
	January	OLD DOMINION NATL BK	Monthly	36 Months	01/29/2027	\$249,000			\$839.10	\$249,000	45906AEC7	4.10%	\$4,279.41
	January	INTERNATIONAL BK	Monthly	36 Months	01/26/2027	\$249,000			\$1,726.97	\$249,000	949764LK8	4.20%	\$4,320.45
	January	SAUK VY BK & TR CO	Monthly	36 Months	01/29/2027	\$249,000			\$1,726.97	\$249,000	8074375E7	4.15%	\$5,152.60
	January	WELLS FARGO BK N A	Monthly	36 Months	01/29/2027	\$249,000			\$1,726.97	\$249,000	949764LK8	4.20%	\$4,320.45
	January	FARMERS & MERCHANTS	Monthly	36 Months	02/01/2027	\$249,000			\$1,768.58	\$249,000	89854LAW5	4.25%	\$3,450.16
	January	TTCU FED CR UN TULSA	Monthly	36 Months	02/01/2027	\$249,000			\$415.07	\$100,000	25660BBR3	5.05%	\$1,687.94
	February	DOGWOOD STATE BANK	Monthly	9 Months	11/29/2024	\$100,000			\$1,019.18	\$248,000	56824IAQ7	5.00%	\$3,091.51
	March	MARINE FED CR UNION	Monthly	12 Months	3/20/2025	\$248,000			\$789.04	\$200,000	62847NEL6	4.80%	\$3,208.76
	March	MVB BK INC FAIRMONT WV	Monthly	24 Months	3/27/2026	\$200,000							
	January	BMO BK NATL ASSN	Semi-Ann	18 months	07/10/2025	\$249,000			\$5,462.99	\$249,000	05610LEX8	4.40%	\$5,462.99
	January	MILESTONE BK SALT	Semi-Ann	18 months	07/10/2025	\$249,000			\$5,400.91	\$249,000	59934NAV0	4.35%	\$5,400.91
	January	SIMMONS BK PINE	Semi-Ann	18 months	07/11/2025	\$249,000			\$5,587.15	\$249,000	82869AEK7	4.50%	\$5,587.15
	January	WESTERN ALLIANCE BK	Semi-Ann	18 months	07/16/2025	\$249,000			\$5,711.31	\$249,000	95763PR06	4.60%	\$5,711.31
	February	VALLEY NATIONAL BANK	Semi-Ann	18 Months	8/21/2025	\$200,000				\$200,000	919853K14	4.85%	
	January	FLAGSTAR BK NATL	Semi-Ann	23 Months	12/10/2025	\$249,000			\$5,462.99	\$249,000	33847GBR24	4.40%	\$5,462.99
	January	GOLDMAN SACHS BK USA	Semi-Ann	24 months	01/09/2026	\$249,000			\$4,966.36	\$249,000	38150VRH4	4.00%	\$4,966.36
	January	BANK HOPE LOS	Semi-Ann	24 months	01/12/2026	\$249,000			\$5,152.59	\$249,000	062683J15	4.30%	\$5,152.59
	January	BMW BK NORTH AMER	Semi-Ann	24 months	01/12/2026	\$249,000			\$5,276.75	\$249,000	05580A424	4.15%	\$5,276.75
	January	OHIO VY BK CO	Semi-Ann	24 months	01/16/2026	\$249,000			\$5,090.51	\$249,000	677721DG4	4.10%	\$5,090.51
	January	DALLAS CAP BK NA TX	Semi-Ann	24 months	01/20/2026	\$249,000			\$5,090.51	\$249,000	234553EA9	4.00%	\$5,090.51
	January	TOWNEBANK PORTSMOUTH	Semi-Ann	24 months	01/20/2026	\$200,000			\$4,238.36	\$200,000	89214PF2	4.10%	\$4,238.36

SOLD

WASHINGTON COUNTY INVESTMENT REPORT 2024

JULY 2024

January	AMERICAN BK & TR CO	Semi-Ann	30 months	07/30/2026	\$244,000	\$5,231.63	\$244,000	024263DD4	4.30%	\$5,231.63
January	FIRST FNDTN BK	Semi-Ann	30 months	07/30/2026	\$244,000	\$5,109.96	\$244,000	32026USP7	4.20%	\$5,109.96
January	BNV MELLON N A INSTL	Semi-Ann	36 Months	01/29/2027	\$245,000	\$4,947.66	\$245,000	05584CLC8	4.05%	\$4,947.66
January	FIRSTBANK PUERTO	Semi-Ann	36 Months	02/01/2027	\$244,000	\$5,049.13	\$244,000	33767GGH5	4.15%	\$5,049.13
February	SOUTH STORY BANK & TRUST	Semi-Ann	15 Months	5/28/2025	\$200,000		\$200,000	840461BF3	4.75%	
May	FNMA	Semi-Ann	36 Months	5/14/2027	\$265,000		\$265,000	3135GAS85	5.00%	
June	MORGAN STANLEY BK SALT	Semi-Ann	18 months	12/5/2025	\$243,000		\$243,000	61690DRX8	5.20%	
June	MORGAN STANLEY PRIVATE	Semi-Ann	18 months	12/5/2025	\$243,000		\$243,000	61768EAV2	5.20%	
March	MONEY MARKET TR ACCT				\$18.72		12,999,100			\$89.68

Total Mo Int	\$236,829.03	Total Balance	\$ 36,998,405.28	YTD INT	\$1,188,292.38
--------------	--------------	---------------	------------------	---------	----------------

# Reportfolio

Bank of Brenham, Brenham, TX

Published: 8/1/2024 12:16:07 PM

Management Report  
Pledged To: WASHINGTON COUNTY

Date: 31-Jul-24  
Section V-C Page: 28

## Safekkeeping

Code	Cusip	Description	Pool	Moody	Original Face	Pledged	Pledged	Pledged	Pledged	Pledged
Trans#	Maturity	Prerfund	Coupon	StdPool	Pledged Percent	Original Face Value	Par Value	Book Value	Market Value	
Location	FAS 115									
TIB	3128P8DR9	FHLMC Pool #C91912	C91912		\$1,200,000.00	\$1,200,000.00	\$305,323.00	\$309,699.42	\$285,000.70	
	476944201710260	2/1/2037	3.000		100.00%					
THE INDEPENDENT BANKERS AFS										
TIB	3138ESC71	FNMA Pool #AL9993	AL9993		\$2,000,000.00	\$2,000,000.00	\$573,430.66	\$578,160.52	\$531,960.15	
	461285201704121	2/1/2037	3.000		100.00%					
THE INDEPENDENT BANKERS AFS										
TIB	31418CG81	FNMA Pool #MA2922	MA2922		\$3,500,000.00	\$3,500,000.00	\$934,873.28	\$942,874.62	\$869,815.45	
	456325201702101	3/1/2037	3.000		100.00%					
THE INDEPENDENT BANKERS AFS										
TIB	3128P8D57	FHLMC Pool #C91924	C91924		\$3,000,000.00	\$3,000,000.00	\$727,540.14	\$735,147.94	\$680,213.65	
	461275201704121	4/1/2037	3.000		100.00%					
THE INDEPENDENT BANKERS AFS										
TIB	3128P8D81	FHLMC Pool #C91927	C91927		\$1,000,000.00	\$1,000,000.00	\$174,649.43	\$176,620.98	\$162,668.88	
	463495201705100	5/1/2037	3.000		100.00%					
THE INDEPENDENT BANKERS AFS										
TIB	31418GSC9	FNMA Pool #MA3214	MA3214		\$1,250,000.00	\$1,250,000.00	\$224,358.05	\$225,408.79	\$207,829.59	
	484406201801220	12/1/2037	3.000		100.00%					
THE INDEPENDENT BANKERS AFS										
6 MBS - Fixed Rate										
TIB	667910GQ0	N W HARRIS CNTY TX MUNI UTILIT		AA	\$450,000.00	\$450,000.00	\$450,000.00	\$445,838.71	\$419,944.50	
	482002201712181	3/1/2037	3.250		100.00%					
THE INDEPENDENT BANKERS AFS										
TIB	421033DY4	HAYS CNTY TX WC&ID #2		A1	\$475,000.00	\$475,000.00	\$475,000.00	\$471,816.06	\$441,721.50	
	478390201711151	9/1/2037	3.250		100.00%					
THE INDEPENDENT BANKERS AFS										
TIB	850218FW3	SPRING W TX MUNI UTILITY DIST		AA	\$500,000.00	\$500,000.00	\$500,000.00	\$495,229.67	\$464,970.00	
	482008201712181	9/1/2037	3.250		100.00%					
THE INDEPENDENT BANKERS AFS										
TIB	70516UN9	PECAN GROVE TX MUNI UTILITY DI		A1	\$1,085,000.00	\$1,085,000.00	\$1,085,000.00	\$1,065,443.07	\$847,667.10	
	530125201910160	9/1/2040	2.750		100.00%					
THE INDEPENDENT BANKERS AFS										

\*\* If no data is shown, then there are no pledges for the current period.

# Reportfolio

Bank of Brenham, Brenham, TX

Published: 8/1/2024 12:16:07 PM

Management Report  
Pledged To: WASHINGTON COUNTY

Date: 31-Jul-24  
Section V-C  
Page: 29

## Safekeeping

Code	Cusip	Description	Pool	Moody	Original Face	Pledged	Pledged	Pledged	Pledged	Pledged
Location	Trans#	Maturity	Coupon	StdPoor	Pledged Percent	Original Face Value	Par Value	Book Value	Market Value	Market Value
TIB	977810KG4	WOLFFORTH TX	2.375	AA-	\$1,245,000.00	\$1,245,000.00	\$1,245,000.00	\$1,240,914.81	\$895,416.45	
THE INDEPENDENT BANKERS AFS										
TIB	590030202101221	2/15/2041			100.00%					
TIB	41423LFD3	HARRIS CNTY TX MUNI UTILITY DI	2.250	A3	\$1,755,000.00	\$1,755,000.00	\$1,755,000.00	\$1,716,466.47	\$1,127,938.50	
THE INDEPENDENT BANKERS AFS										
TIB	194748FX2	COLLIN CNTY TX MUNI UTILITY DI	3.000	A2	\$880,000.00	\$880,000.00	\$880,000.00	\$879,113.19	\$703,894.40	
THE INDEPENDENT BANKERS AFS										
TIB	53215520191130	2/15/2044		AA	100.00%					
TIB	187146KS5	CLIFTON TX HGR EDU FIN CORP ED	4.000	AAA	\$1,000,000.00	\$1,000,000.00	\$1,000,000.00	\$1,069,499.07	\$989,060.00	
THE INDEPENDENT BANKERS AFS										
TIB	530113201910160	8/15/2044			100.00%					
TIB	61371TEZ8	MONTGOMERY CNTY TX MUNI UTILT	3.000	A1	\$1,255,000.00	\$1,255,000.00	\$1,255,000.00	\$1,255,193.65	\$988,299.95	
THE INDEPENDENT BANKERS AFS										
TIB	530123201910160	9/1/2044		AA	100.00%					
TIB	97000VGC5	WILLIAMSON CNTY TX MUNI UTILT	2.750	Baa3	\$1,330,000.00	\$1,330,000.00	\$1,330,000.00	\$1,330,000.00	\$1,013,938.80	
THE INDEPENDENT BANKERS AFS										
TIB	557447202006102	9/1/2044		AA	100.00%					
TIB	97001VEA4	WILLIAMSON CNTY TX MUNI UTILT	3.000	A1	\$680,000.00	\$680,000.00	\$680,000.00	\$680,000.00	\$544,945.20	
THE INDEPENDENT BANKERS AFS										
TIB	553266202005121	10/1/2044		AA	100.00%					
TIB	139042VG7	CANYON TX REGL WTR AUTH CONTRA	2.500	A+	\$950,000.00	\$950,000.00	\$950,000.00	\$950,000.00	\$641,801.00	
THE INDEPENDENT BANKERS AFS										
TIB	599709202103111	8/1/2045			100.00%					
TIB	41420VGD7	HARRIS CNTY TX MUNI UTILITY DI	2.375	AA	\$625,000.00	\$625,000.00	\$625,000.00	\$625,000.00	\$427,866.75	
THE INDEPENDENT BANKERS AFS										
TIB	585065202012111	9/1/2045			100.00%					
TIB	82621RFA0	SIENA MUNI UTILITY DIST #2 TX	3.500	Baa1	\$1,175,000.00	\$1,175,000.00	\$1,175,000.00	\$1,166,841.87	\$1,025,305.00	
THE INDEPENDENT BANKERS AFS										
TIB	548760202004091	9/1/2045		AA	100.00%					

\*\* If no data is shown, then there are no pledges for the current period.



# Reportfolio

Bank of Brenham, Brenham, TX  
Published: 8/1/2024 12:16:07 PM

Management Report  
Pledged To: WASHINGTON COUNTY

Date: 31-Jul-24  
Section V-C Page: 30

## Safekeeping

Code	Cusip	Description	Pool	Moody	Original Face	Pledged	Pledged	Pledged	Pledged	Pledged
Location	Trans#	Maturity	Coupon	StdPoor	Pledged Percent	Original Face Value	Par Value	Book Value	Market Value	
TIB	0418067R5	ARLINGTON TX HGR EDU FIN CORP	3.850	AAA	\$1,000,000.00	\$1,000,000.00	\$1,000,000.00	\$1,000,000.00	\$917,360.00	
	686252202204140	8/15/2047			100.00%					
THE INDEPENDENT BANKERS AFS										
TIB	34684WFH9	FORT BEND CNTY TX MUNI UTILITY	2.625	Baa3	\$1,550,000.00	\$1,550,000.00	\$1,550,000.00	\$1,530,727.12	\$1,091,432.50	
	639283202111101	9/1/2047		AA	100.00%					
THE INDEPENDENT BANKERS AFS										
TIB	3826043F1	GOOSE CREEK TX CONSOL INDEP SC	3.000	Aaa	\$1,000,000.00	\$1,000,000.00	\$1,000,000.00	\$1,051,651.73	\$778,120.00	
	613911202106101	2/15/2050		AAA	100.00%					
THE INDEPENDENT BANKERS AFS										
TIB	041806YT1	ARLINGTON TX HGR EDU FIN CORP	3.000	Aaa	\$1,000,000.00	\$1,000,000.00	\$1,000,000.00	\$1,028,690.84	\$753,140.00	
	560829202006230	8/15/2050			100.00%					
THE INDEPENDENT BANKERS AFS										

18 Muni Tax Exempt - Fixed Rate

Total Pledged 24 To: WAS WASHINGTON COUNTY

\$0.00 Munis with Maturity Under 2 Years  
\$17,955,000.00 Munis with Maturity Over 2 Years

\$0.00 Other securities with Stated Maturity Under 2 Years  
\$2,940,174.56 Other securities with Stated Maturity Over 2 Years


\$17,955,000.00 \$17,955,000.00 \$18,002,445.26 \$14,072,823.65  
\$29,905,000.00 \$20,895,174.56 \$20,970,157.53 \$16,810,612.07

\*\* If no data is shown, then there are no pledges for the current period.

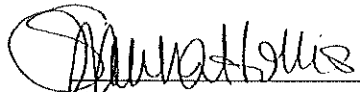
TREASURER'S REPORT

EXAMINED AND APPROVED BY WASHINGTON COUNTY INVESTMENT COMMITTEE


THIS 27th DAY OF August, 20 24



PEGGY KRAMER  
WASHINGTON CO. TREASURER



SHAWNA D HOLLIS  
WASHINGTON CO. AUDITOR




KIRK HANATH  
WASHINGTON CO.  
COMMISSIONER, PCT. 3

\*\*\*\*\*

WASHINGTON COUNTY, TEXAS

FILED WITH THE EXHIBITS ACCOMPANYING SAME,

THIS 27th DAY OF August, 20 24






COUNTY CLERK

\*\*\*\*\*

EXAMINED AND APPROVED IN OPEN COMMISSIONERS' COURT

THIS 27th DAY OF August, 20 24



PRESIDING OFFICER OF COMMISSIONERS' COURT